


# Paper Tearing Cross & Life

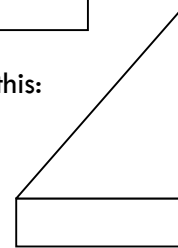


The paper tearing cross has proved a popular illustration:

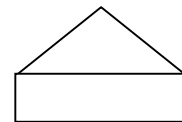
Take a piece of A4 paper, hold it portrait orientation



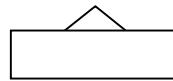
Fold the top left corner down so that the paper now looks like this:



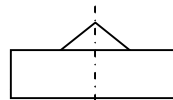
Now fold the top point down so that the paper looks like a house



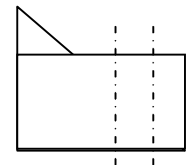
Fold the bottom rectangle upwards



Fold along the dotted line



When it is folded tear two strips about 2.5cm wide along the lines marked:



Sit on the bit with the point and open up the strips you have just torn off:

You should have a piece that looks like an "L"

You should have a piece that looks like an "I"

Take the second L piece and with one of the small squares make an "F"

Use the two right angles, the second I and the second square to make an "E"

You now have "LIFE" and how do you get life – open up the warm bit you are sitting on and you should find out!! (It should be a cross shape – if not, then try again!!!)